



OWP-H Series *high power output* Programmable DC Power Supply

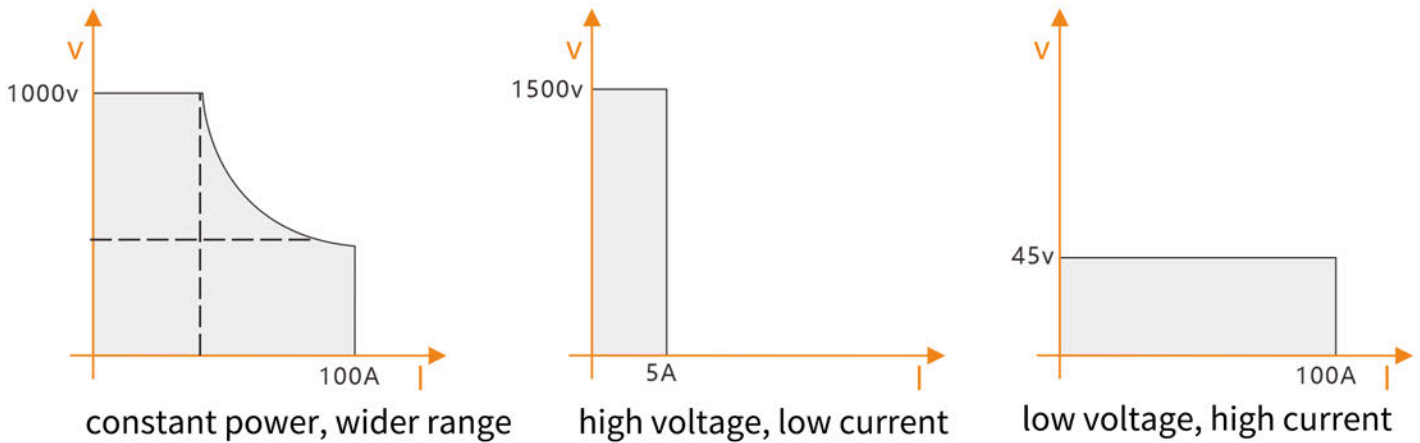


○ Features

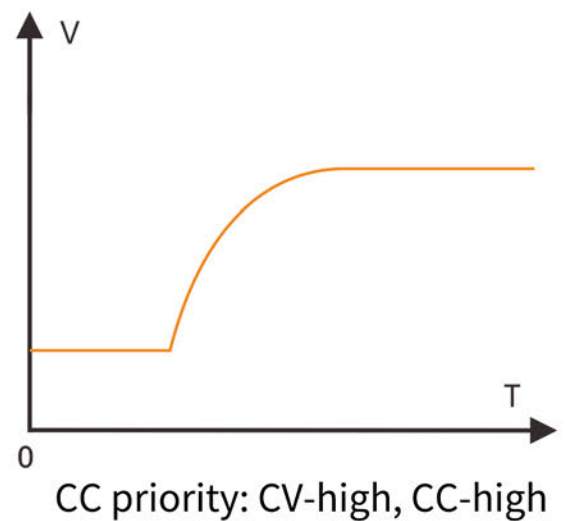
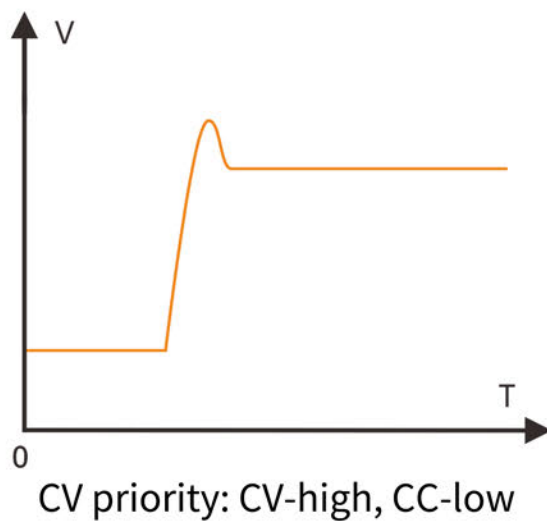
- ◆ 2U/3U standard embedded height
- ◆ High output resolution 1mV / 0.1mA
- ◆ Constant power, and wider voltage / current output range
- ◆ SCOPE display mode to read voltage / current / power curve directly
- ◆ CV / CC priority, with adjustable rise/fall time
- ◆ List edit function for 50 group timed output
- ◆ Function generator mode
- ◆ Remote voltage compensation
- ◆ Parallel by multi-device to expand power range up to 128KW
- ◆ Support to save/recall 128 group application data
- ◆ 4.3" TFT LCD
- ◆ Standard RS485 communication interface, and optional dry contact interface
- ◆ Smart temperature sensitive fan

Wider auto range

When at constant power, the free switch between different voltage / current range makes wider output possible.



CC/CV priority function



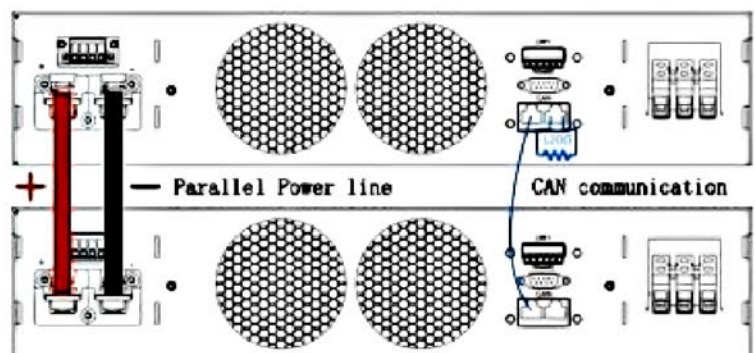
Parallel connection

Via parallel connection, the extended power output by max 6 device of same model could reach 128KW, further, flow equalization assures the balanced power output.

the parallel unit functions as individual unit

no calibration needed at parallel connection mode

for parallel connection, pls. back to supplier for necessary accessories.



List sequence programming

Upto 50 steps supported.

Mode:	Hybrid Steb
Num Of Steps:	50 Steps
Num Of Cycles:	Infinite
1. Step Setting:	0.00V CV
Time Setting:	0S
2. Step Setting:	0.00V CV
Time Setting:	0S
3. Step Setting:	0.00V CV
Time Setting:	0S
4. Step Setting:	0.00V CV
Time Setting:	0S



PROGRAMMABLE DC POWER SOURCE

Conditional sequence editing

Upto 10 steps supported.

At given voltage / current judging condition, the device changes the output as per edited steps.

Charge Mode	Enable
Num Of Steps:	3 Steps
Step Delay:	0 mS
Level Of Dry Mod	Disable
Num Of Cycles:	Infinite
Step1: Ref Of Volt	0.00V
Ref Of Curr	0.000A
Judge Volt:	0.00V
Judge Curr:	0.000A
Charge Volt	0 S
Charge Time	0 S

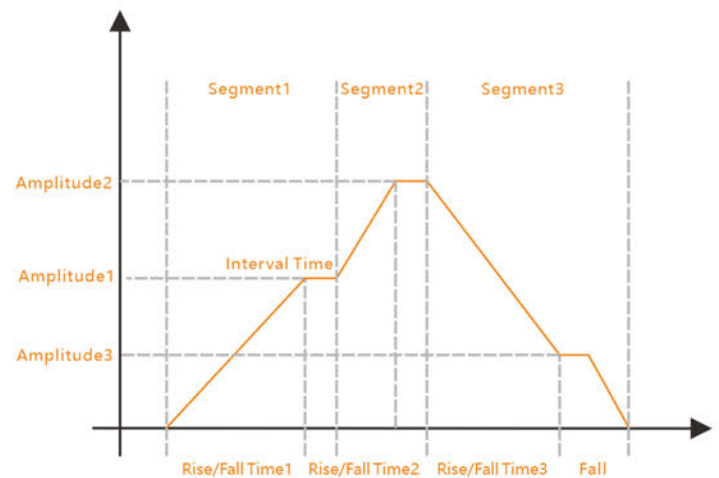
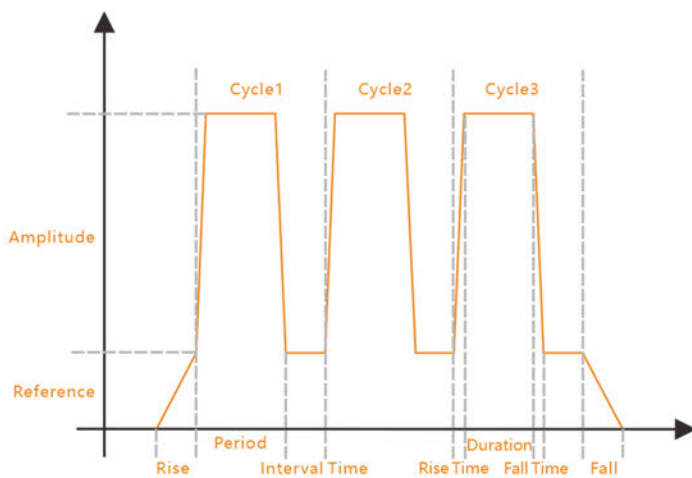
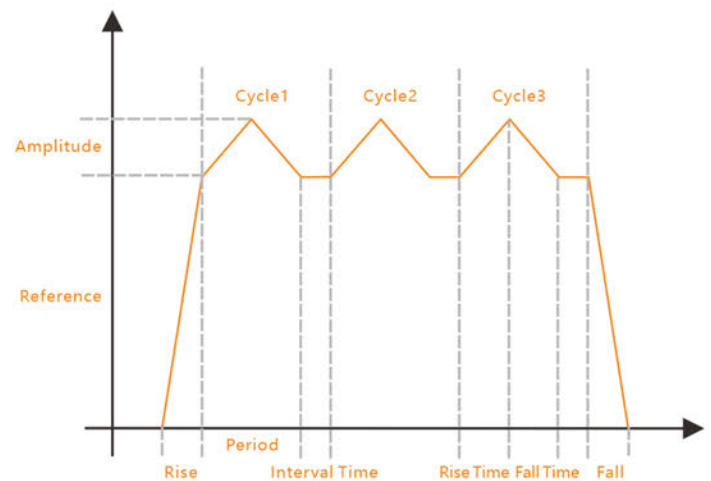
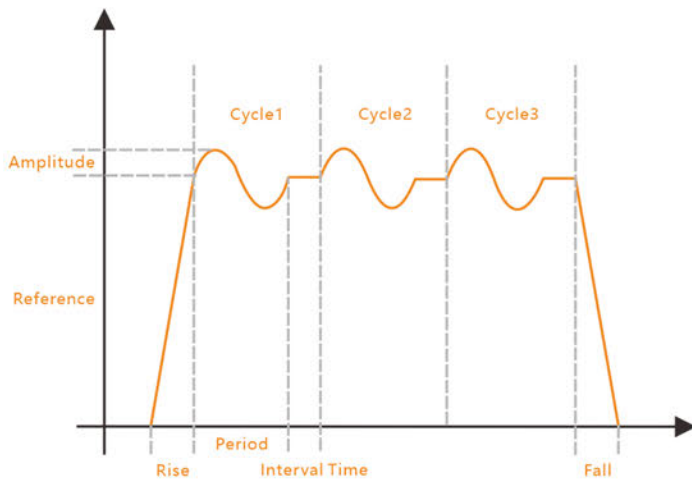


PROGRAMMABLE DC POWER SOURCE

Function generator mode

Via this mode, it is possible to get access to regular waveforms, incl. sine, triangle, sawtooth, rectangle, pulse and zigzag, and their combination waveforms as well, then to apply the waveforms to the output voltage / current.

These waveforms will display necessary parameters: the benchmark, the number of cycles, waveform amplitude, time and a complete set of configuration parameters.



Product Selection

Model	Voltage	Current	Power	Interface
OWP1006H	60.000V	30.000A	1000W	CAN, RS485, dry contact
OWP1010H	100.00V	15.000A	1000W	CAN, RS485, dry contact
OWP1020H	200.00V	8.0000A	1000W	CAN, RS485, dry contact
OWP1030H	300.00V	5.0000A	1000W	CAN, RS485, dry contact
OWP2004H	45.000V	100.00A	2000W	CAN, RS485, dry contact
OWP2006H	60.000V	80.000A	2000W	CAN, RS485, dry contact
OWP2008H	80.000V	60.000A	2000W	CAN, RS485, dry contact
OWP2010H	100.00V	45.000A	2000W	CAN, RS485, dry contact
OWP2015H	150.00V	30.000A	2000W	CAN, RS485, dry contact
OWP2020H	200.00V	23.000A	2000W	CAN, RS485, dry contact
OWP2030H	300.00V	15.000A	2000W	CAN, RS485, dry contact
OWP2040H	400.00V	12.000A	2000W	CAN, RS485, dry contact
OWP2050H	500.00V	9.0000A	2000W	CAN, RS485, dry contact
OWP2060H	600.00V	8.0000A	2000W	CAN, RS485, dry contact
OWP3004H	45.000V	100.00A	3000W	CAN, RS485, dry contact
OWP3006H	60.000V	80.000A	3000W	CAN, RS485, dry contact
OWP3008H	80.000V	60.000A	3000W	CAN, RS485, dry contact
OWP3010H	100.00V	45.000A	3000W	CAN, RS485, dry contact
OWP3015H	150.00V	30.000A	3000W	CAN, RS485, dry contact
OWP3020H	200.00V	23.000A	3000W	CAN, RS485, dry contact
OWP3030H	300.00V	15.000A	3000W	CAN, RS485, dry contact
OWP3040H	400.00V	12.000A	3000W	CAN, RS485, dry contact
OWP3050H	500.00V	9.0000A	3000W	CAN, RS485, dry contact
OWP3060H	600.00V	8.0000A	3000W	CAN, RS485, dry contact
OWP6010H	100.00V	100.00A	6000W	CAN, RS485, dry contact
OWP6015H	150.00V	67.000A	6000W	CAN, RS485, dry contact
OWP6020H	200.00V	50.000A	6000W	CAN, RS485, dry contact
OWP6025H	250.00V	40.000A	6000W	CAN, RS485, dry contact
OWP6030H	300.00V	34.000A	6000W	CAN, RS485, dry contact
OWP6040H	400.00V	25.000A	6000W	CAN, RS485, dry contact
OWP6050H	500.00V	20.000A	6000W	CAN, RS485, dry contact
OWP6060H	600.00V	17.000A	6000W	CAN, RS485, dry contact
OWP6100H	1000.0V	10.000A	6000W	CAN, RS485, dry contact
OWP6150H	1500.0V	4.0000A	6000W	CAN, RS485, dry contact
OWP8010H	100.00V	100.00A	8000W	CAN, RS485, dry contact
OWP8015H	150.00V	67.000A	8000W	CAN, RS485, dry contact
OWP8020H	200.00V	50.000A	8000W	CAN, RS485, dry contact
OWP8025H	250.00V	40.000A	8000W	CAN, RS485, dry contact
OWP8030H	300.00V	34.000A	8000W	CAN, RS485, dry contact
OWP8040H	400.00V	25.000A	8000W	CAN, RS485, dry contact
OWP8050H	500.00V	20.000A	8000W	CAN, RS485, dry contact
OWP8060H	600.00V	17.000A	8000W	CAN, RS485, dry contact
OWP8100H	1000.0V	10.000A	8000W	CAN, RS485, dry contact

Specifications

	1KW	2KW	3KW	6KW	8KW
Power	1-phase, 220VAC±10%, 50 - 60Hz			3-phase, 380VAC±10%, 50 - 60 Hz	
Dimension (W x H x D)	325 x 88 x 450 mm	425 x 88 x 450 mm		425 x 132 x 551 mm	
Weight	9.00 kg	11.00 kg	14.00 kg	25.00 kg	
Accessories	power cord, quick guide			quick guide	

The specifications based upon the instrument having run for at least 30 minutes continuously, under the specified operating environment

[DC Voltage]

Output Voltage Accuracy	< 0.1% of rated value
Load Regulation	< 0.05% of rated value
Linear Regulation ($\pm 10\%$ of Δ UAC)	< 0.05% of rated value
Adjustment Time (with 10 - 100% load)	< 5ms
Slew Rate (10 - 90%)	< 20ms - 60s
Voltage Compensation	< 5% of rated voltage
Ripple	< 0.1% of rated value

[DC Current]

Output Current Accuracy	< 0.15% of rated value
Load Regulation (1 - 100%)	< 0.1% of rated value
Linear Regulation ($\pm 10\%$ of Δ UAC)	< 0.05% of rated value
Power Accuracy	< 0.3% of rated value

[Insulation]

AC Input to Enclosure	1500VDC
AC Input to DC Output	1500VDC
DC Output to Enclosure (PE)	500VDC

[Other]

Protection	OVP, OCP, OLP, OTP
Digital Interface	RS485, RS232 (optional)
Dry Contact Input/Output	√
Cooling	air
Operating Temperature	(-5°C) - (+45°C)
Storage Temperature	(-20°C) - (+60°C)
Relative Humidity	< 80%

Specifications subject to change without prior notice.